



Police Annual Report 2016

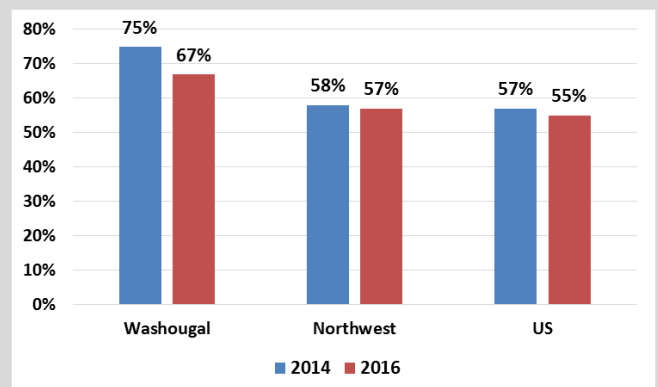


Washougal will be a safe, healthy and economically vibrant community that balances growth and expanding opportunity while preserving the best qualities of small-town living

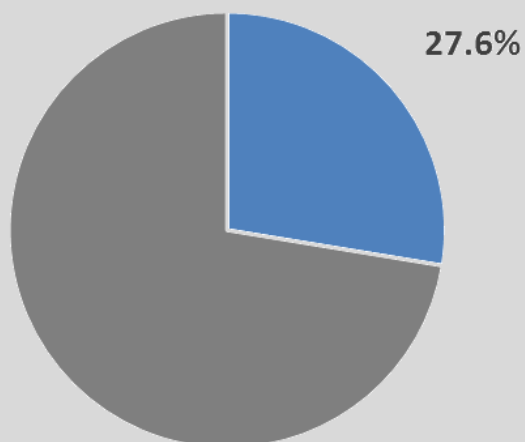
FTE	Actual 2016
Police Chief	1
Commander	1
Admin. Asst.	2
Sergeant	4
Officer	10
School Resource Officer	1
K-9	1
Detective	2
Animal Control Officer	2
Code Enforcement Officer	1
Total	25

Call Priority Level	Avg. Response Time
1	2:55
2	4:33
3	6:23
4	12:34

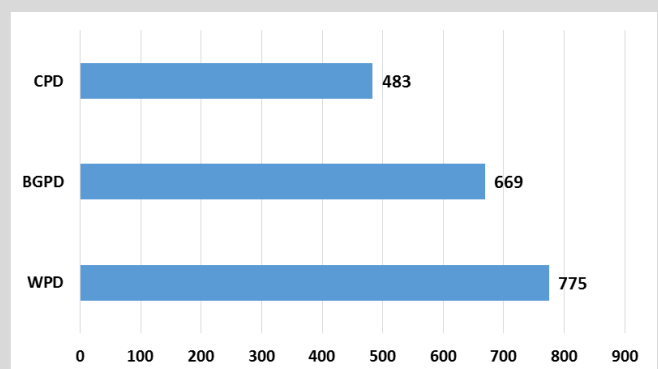
67% of Washougal Residents Are Satisfied with Visibility of Police in The Community



27.6% of 2016 Actual General Fund Expenditures were Dedicated to Police*



775 Calls Were Received In 2016 On Average Per Patrol Oriented Officer**



*General Fund calculation includes street funds as an expense category

**Calculations are based on total calls, minus traffic stops, and divided by patrol oriented officers

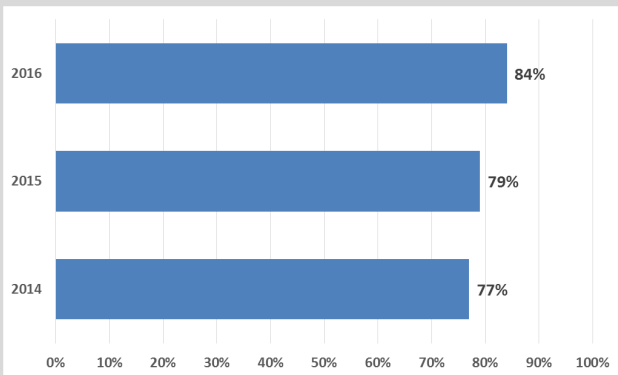
Sources: Washington Association of Sheriffs and Police Chiefs, Clark Regional Emergency Services Agency Data, 2014 and 2016 Washougal Community Survey

Washougal will be a safe, healthy and economically vibrant community that balances growth and expanding opportunity while preserving the best qualities of small-town living

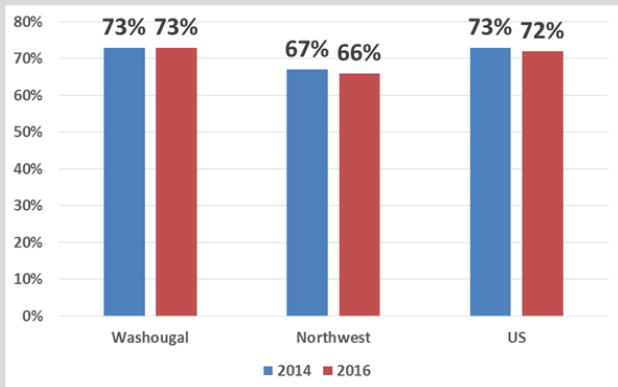
94

Washougal Animals Impounded in 2016

84% of Washougal Animal Impounds Returned to Owner



73% of Washougal Residents Are Satisfied with Quality of Police Department



214

Traffic Accidents in 2016

1,745

Traffic Stops in 2016

Calls for Service

Animal Control

	2015	2016	% change
Total	848	1,184	39.6%

Code Enforcement

	2015	2016	% change
Complaints	586	621	6%
Questions	117	123	5.1%

Police

	2015	2016	% change
Total Calls	12,102	12,588	4%
Arson	3	1	-66.7%
Assault	123	145	17.9%
Burglary	86	78	-9.3%
Overdose	7	11	57.1%
Robbery	2	2	N/A
Sex Crime	42	31	-26.2%
Theft	317	253	-20.2%
Trespassing	47	48	2.1%

Crime Statistics (WASPC, 2016 Arrests)

	2015	2016	% Change
Assaults	77	69	-10.4%
Burglary	8	9	12.5%
Drugs	19	24	26.3%
DUI	26	18	-30.8%
Murder	0	0	N/A
Rape	0	2	N/A
Theft	44	22	-50%

Sources: Washington Association of Sheriffs and Police Chiefs, Clark Regional Emergency Services Agency Data, 2014 and 2016 Washougal Community Survey

Washougal will be a safe, healthy and economically vibrant community that balances growth and expanding opportunity while preserving the best qualities of small-town living

Community Strategic Pillars Communication

Provide open and accountable city government through effective communication to foster active citizen participation.

Community engagement

Support and promote opportunities for community engagement to build a sense of community and preserve our small-town feel.

Core services

Provide effective leadership to ensure that Washougal residents receive quality, cost-effective municipal services.

Economic development

Build a solid economic foundation to ensure a strong, diverse and sustainable local

Accomplishments for 2016

Completed Training Entire Staff for New Records Management System

Training for Officers and Replacement Mobile for Public Safety Software for 911 Dispatching

Hired a New Administrative Assistant

Completed FTO for Two New Police Officers

Resolved Two Major Nuisance Properties

Washougal K-9 Unit Expanded to Serve As A Clark County S.W.A.T. K-9

Goals for 2017

Conversion From Rolled Finger Printing to Finger Print Readers

Post Online Crime Mapping

Launch New Supervisory Software

Purchase/Equip Two New Patrol Vehicles

Begin Quarterly Calls for Service On-Line Reporting

Explore Online Police Reporting for Certain Crimes



Sean Guard,
Mayor

City of Washougal

1701 C Street

Washougal, WA 98671

www.facebook.com/WashougalGov

Twitter: @WashougalGov

