

#### ARTERIAL STREETS

5" CLASS A ASPHALT  
CONCRETE PAVEMENT  
IN TWO LIFTS.

2" MIN. CRUSHED  
SURFACING TOP  
COURSE

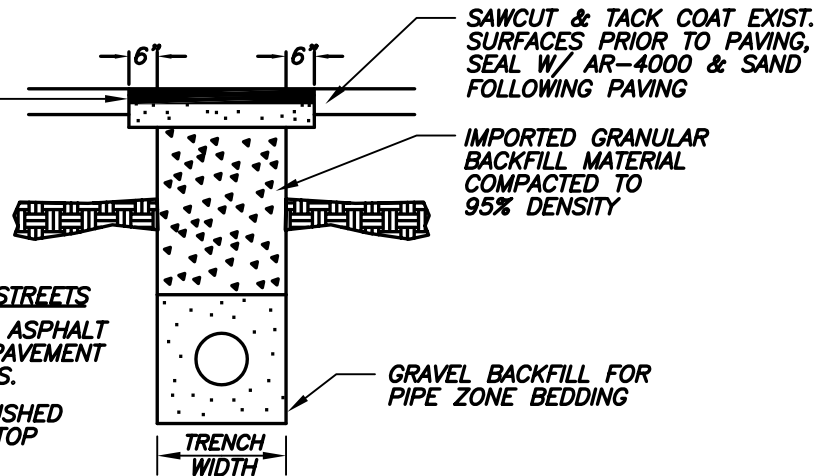
10" MIN. CRUSHED  
SURFACING BASE  
COURSE

#### ALL OTHER STREETS

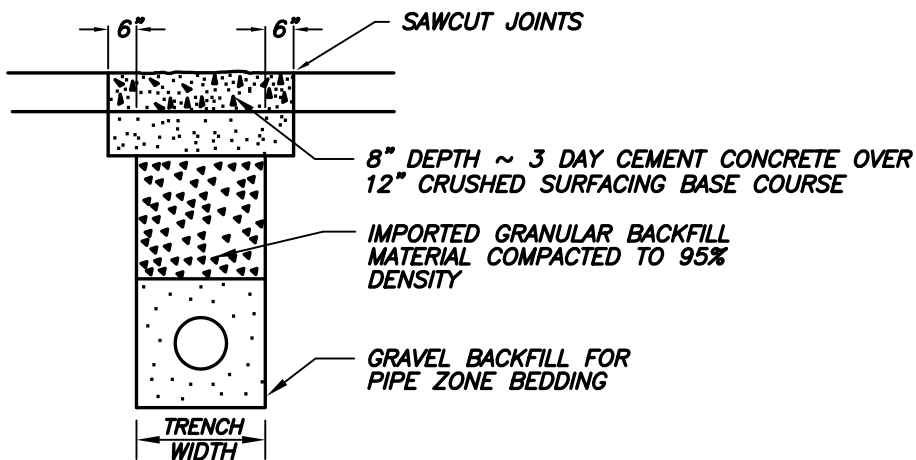
4" CLASS A ASPHALT  
CONCRETE PAVEMENT  
IN TWO LIFTS.

2" MIN. CRUSHED  
SURFACING TOP  
COURSE

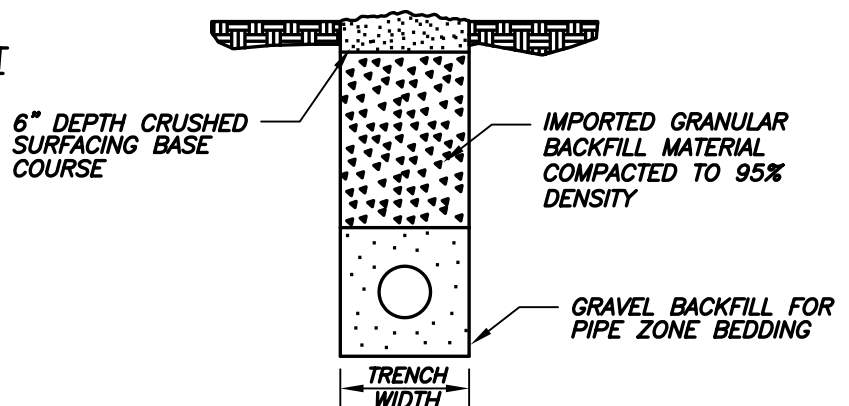
6" MIN. CRUSHED  
SURFACING BASE  
COURSE



### BITUMINOUS PAVED STREETS



### CEMENT CONCRETE PAVED STREET



#### TRENCHING NOTES:

1. ALL BACKFILL SHALL BE MECHANICALLY COMPACTED IN ACCORDANCE WITH THE WSDOT STANDARD SPECIFICATIONS BUT IN NO CASE EXCEED 12" LOOSE.
2. NATIVE MATERIAL MAY BE SUBSTITUTED FOR IMPORTED GRANULAR MATERIAL PROVIDING IT MEETS REQUIREMENTS OF SECTION 9-03.12(3) OF THE STANDARD SPECIFICATIONS AND THE CITY OF WASHOUGAL STANDARDS.

### ROAD SHOULDERS & GRAVEL SURFACED STREETS

## TYPICAL UTILITY TRENCH SECTIONS

NTS