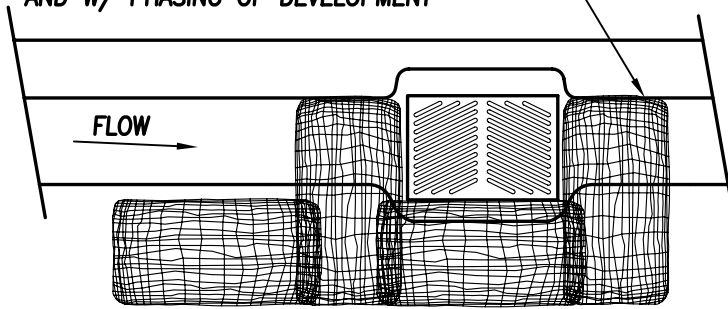
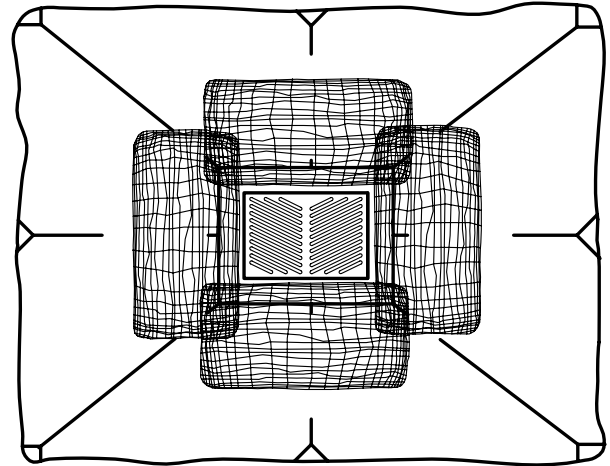


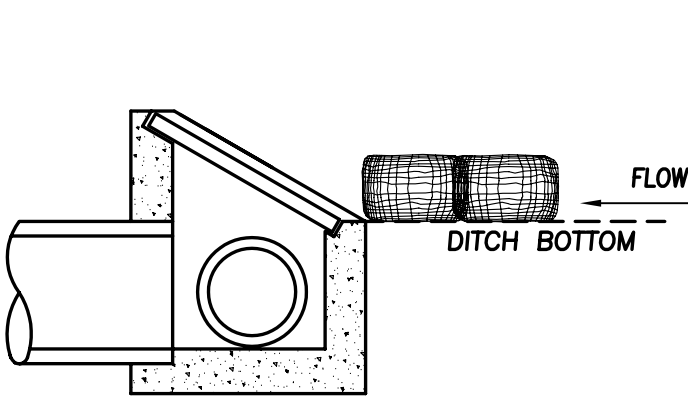
BIO-FILTER BAGS OR STRAW WATTLES MAY BE USED SHORT TERM W/ UTILITY WORK AND W/ PHASING OF DEVELOPMENT



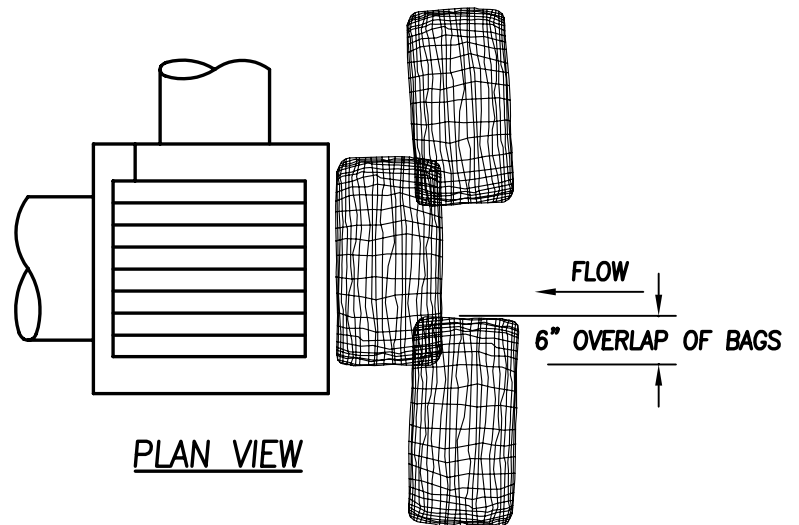
CATCH BASIN



AREA DRAIN



DITCH INLET



PLAN VIEW

NOTES:

1. ADDITIONAL MEASURES MUST BE CONSIDERED DEPENDING ON SOIL TYPE.
2. BIO-FILTER BAGS SHOULD BE STAKED WHERE APPLICABLE USING (2) 1"x2" WOODEN STAKES OR APPROVED EQUAL PER BAG.
3. STRAW WATTLES MUST BE STABILIZED BY ATTACHING WIRE CLIPS TO THE CATCH BASIN PER MANUFACTURES SPECIFICATIONS.
4. INLET PROTECTION MUST BE REGULARLY INSPECTED BY THE EROSION CONTROL INDIVIDUAL TO INSURE PROPER PLACEMENT/FUNCTION AND MAINTENANCE.
5. BIO-FILTER BAGS SHALL BE CSI GEOSYNTHETICS (800)426-7976 JUNIPER PILLOWS OR AN APPROVED EQUAL.
STANDARD SIZES: 16"x26" ~ 30"x36 ~ 48"x48"
6. STRAW WATTLES USED FOR INLET PROTECTION SHALL BE HELD IN PLACE BY SAND BAGS.

INLET PROTECTION – BIOFILTER BAGS

NTS